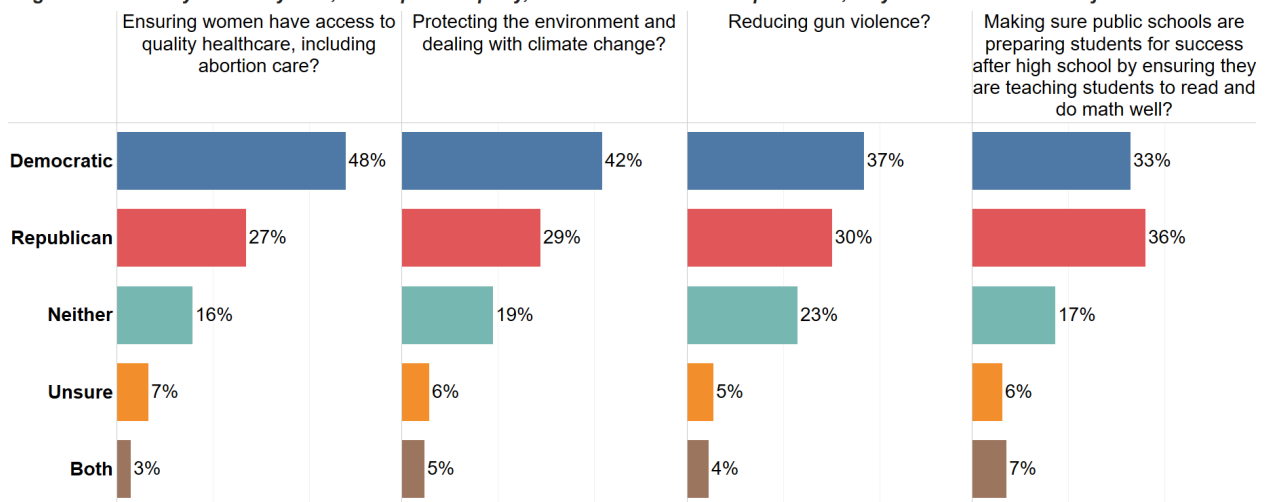


To: Interested Parties
Fr: Democrats for Education Reform
Date: July 31, 2023
Re: Battleground State Education Poll Findings

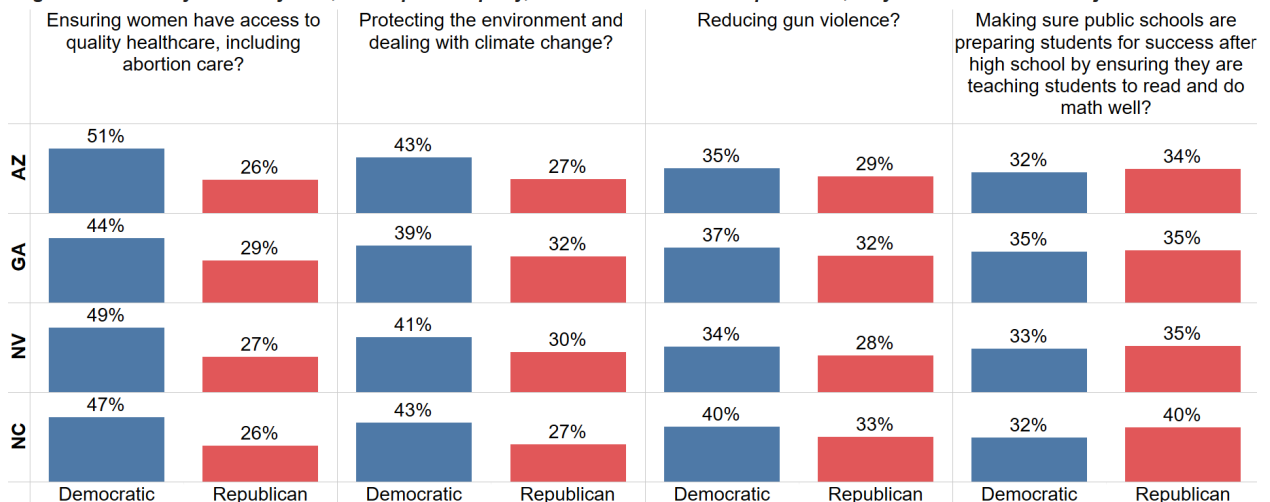
Voters in key states favor Dems on major issues but not on education and schools: When asked which party they trusted to do a better job preparing public school students for success after high school a plurality of voters in each state reported they favored Republicans over Democrats narrowly (-3% for Democrats overall).

Regardless of how you usually vote, which political party, the Democrats or the Republicans, do you trust to do a better job...



Public education was the only issue where Republicans had an advantage in each state. Democrats held double digit leads over Republicans on ensuring women have access to quality healthcare (+21%) and protecting the environment (+13%). Democrats' edge on reducing gun violence was smaller (+7%).

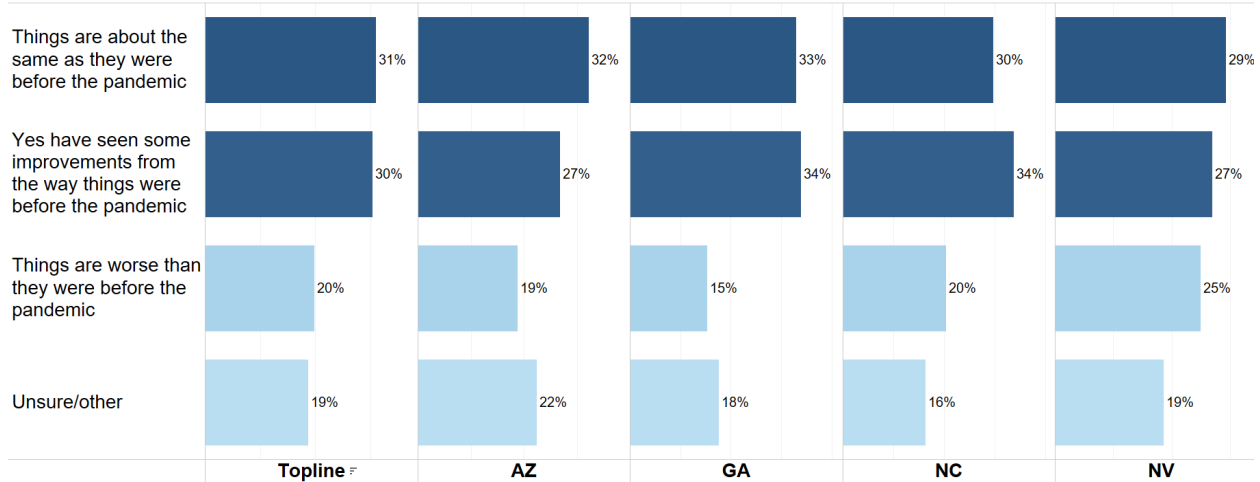
Regardless of how you usually vote, which political party, the Democrats or the Republicans, do you trust to do a better job...



The survey of registered voters was fielded by Emerson College Polling July 14-18, with a sample size of n=300 per state in Arizona, Georgia, Nevada, and North Carolina, for a total of N=1,200 with a credibility interval of +/- 5.6% per state and +/-2.7% overall. Data was collected via a resident list of emails and an online panel.

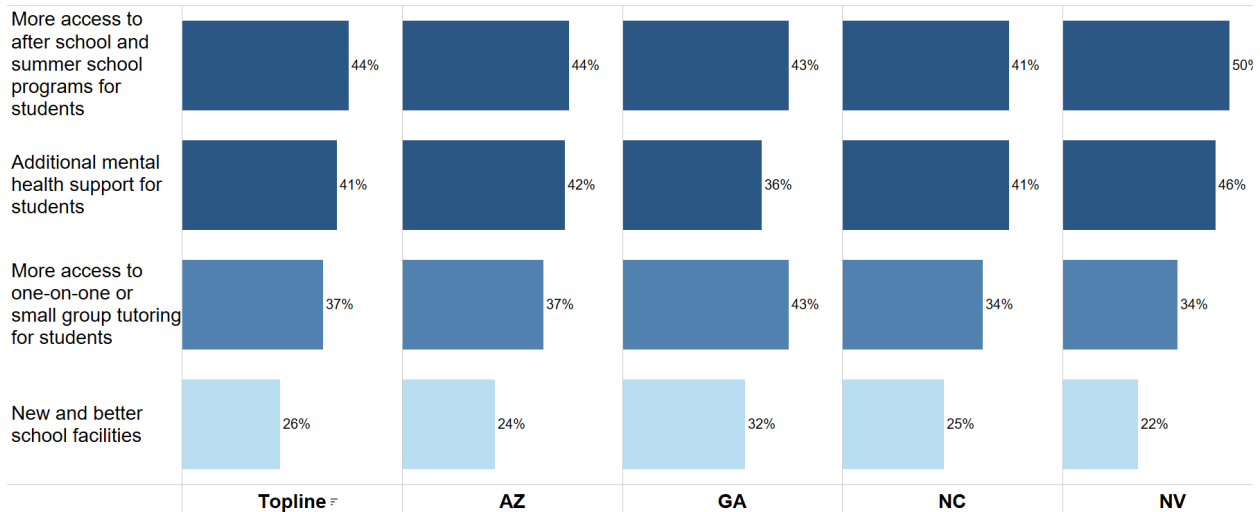
Voters and parents were divided on whether they had seen recent improvements in their local schools: After historic levels of federal stimulus spending on public education, only 30% of voters (41% of parents) reported they had taken notice of some recent improvement, while 31% (34% of parents) said schools were about the same and 20% (19% of parents) said they were worse than before.

Thinking about the public schools in your area, in the past year or so would you say you have seen improvements from the way things were before the pandemic?



When asked to select from a list of specific resources 44% of voters (55% of parents) reported improved access to after school and summer school programs.

Please select the area(s) that you have seen improvement in. If you are not sure that is fine, just tell me and we will move on.

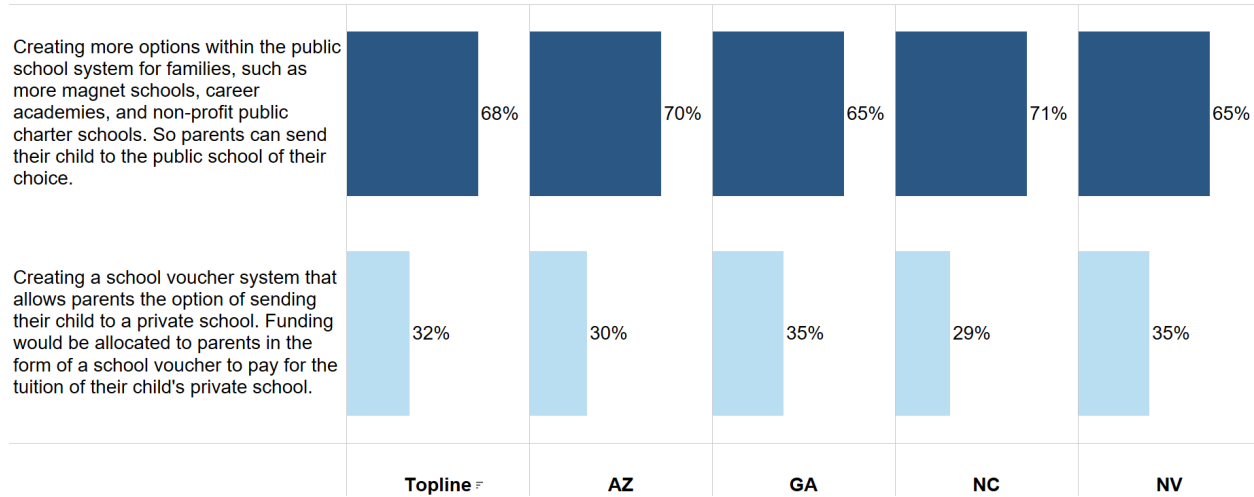


87% of both voters and parents agreed students fell behind in school during the pandemic, while 57% reported they felt students were still mostly behind.

The survey of registered voters was fielded by Emerson College Polling July 14-18, with a sample size of n=300 per state in Arizona, Georgia, Nevada, and North Carolina, for a total of N=1,200 with a credibility interval of +/- 5.6% per state and +/-2.7% overall. Data was collected via a resident list of emails and an online panel.

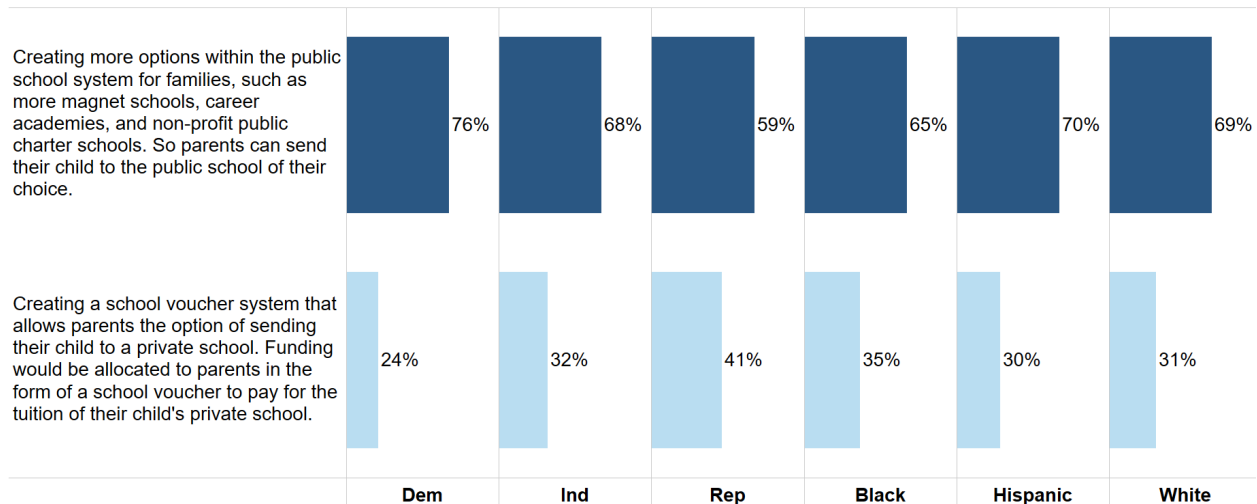
Strong support for public school choice options: Voters within these battleground states view public charter schools (65% Fav), public career academies (67% Fav) and public magnet schools (59% Fav) favorably and overwhelmingly support expansion of public school options over private school vouchers. Notably, voters in every state surveyed strongly preferred expanding public school options over private voucher systems.

Which of the following approaches to creating more educational choices for parents and kids do you prefer?



Support for expanding public school choice options over private vouchers was overwhelming and consistent regardless of race and party affiliation.

Which of the following approaches to creating more educational choices for parents and kids do you prefer?



The survey of registered voters was fielded by Emerson College Polling July 14-18, with a sample size of n=300 per state in Arizona, Georgia, Nevada, and North Carolina, for a total of N=1,200 with a credibility interval of +/- 5.6% per state and +/-2.7% overall. Data was collected via a resident list of emails and an online panel.